



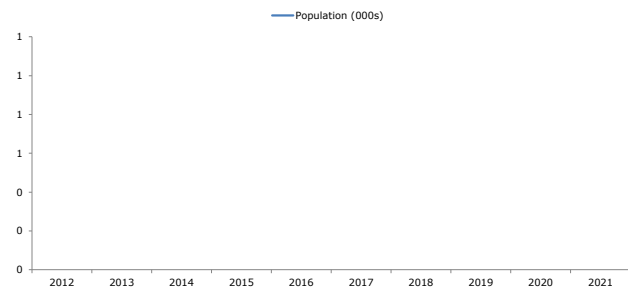
Algeria Telecommunications Market Indicators and Projections July 2017

DEMOGRAPHICS	2012	2013	2014	2015	2016	2017	2018	2019	2020	2021	COMPOUND ANNUAL GROWTH RATE		
											CAGR 12-16	CAGR 17-21	CAGR 12-21
Population (000s)													
Population growth (000s)													
Population growth %													
Number of households (000s)*													
Households growth (000s)													
Household size													
<small>*Estimated</small>													
ECONOMY													
GDP (US\$ millions)													
GDP per capita (US\$)													
<small>*Estimated</small>													
IT AND INTERNET INFRASTRUCTURE													
Fixed Internet accounts (000s)*													
Fixed Internet accounts added (000s)													
Fixed Internet accounts penetration %													
Internet users (000s)*													
Internet users penetration %													
Total country Int'l Internet bandwidth Mbps													
Bandwidth added Mbps													
Bandwidth growth %													
<small>*Estimated</small>													
TELECOMS INFRASTRUCTURE													
Number of fixed voice operators													
Mainlines (000s)													
Mainlines added (000s)													
Growth %													
Mainlines penetration %													
Fixed broadband subscriptions (000s)													
Fixed broadband subscriptions added (000s)													
Growth %													
Fixed broadband subscriptions as a % of total fixed Internet accounts													
Number of cellular operators													
Cellular subscriptions (000s)													
Cellular subscriptions added (000s)													
Growth %													
Cellular penetration %													
Prepaid cellular subscriptions (000s)													
Prepaid cellular subscriptions added (000s)													
Prepaid cellular subscriptions growth %													
Prepaid cellular subscriptions as a % of total cellular subscriptions													
Postpaid cellular subscriptions (000s)													
Postpaid cellular subscriptions added (000s)													
Postpaid cellular subscriptions growth %													
Postpaid cellular subscriptions as a % of total cellular subscriptions													
Mobile broadband accounts (000s)													
Mobile broadband accounts added (000s)													
Mobile broadband growth %													
Mobile broadband accounts as a % of total cellular subscriptions													
<small>*Estimated</small>													

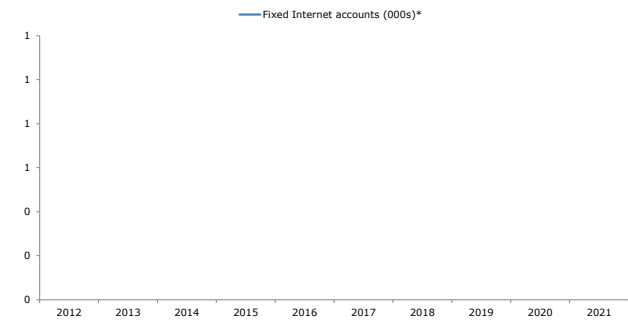
TELECOM REVENUES													
FIXED VOICE													
Fixed voice revenues (US\$ 000)*													
Monthly ARPU (US\$)													
CELLULAR													
Cellular revenues (US\$ 000)													
Monthly ARPU (US\$)													
Postpaid cellular revenues (US\$ 000s)*													
Monthly ARPU (US\$)													
% of total cellular revenues													
Prepaid cellular revenues (US\$ 000s)*													
Monthly ARPU (US\$)													
% of total cellular revenues													
Mobile data Revenues (US\$ 000s)*													
% of total cellular revenues													
Mobile voice revenues (US\$ 000s)*													
% of total cellular revenues													
FIXED INTERNET													
Fixed Internet revenues (US\$ 000)*													
Monthly ARPU (US\$)													

*Estimated

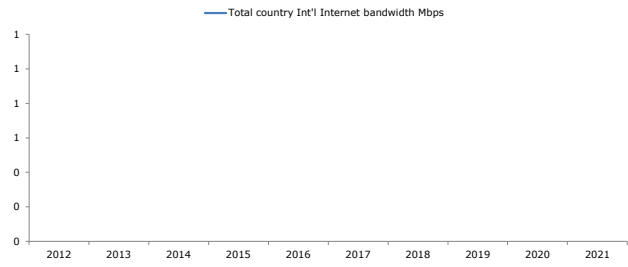
Population



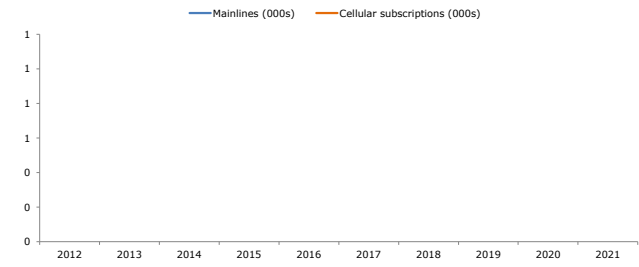
Internet accounts



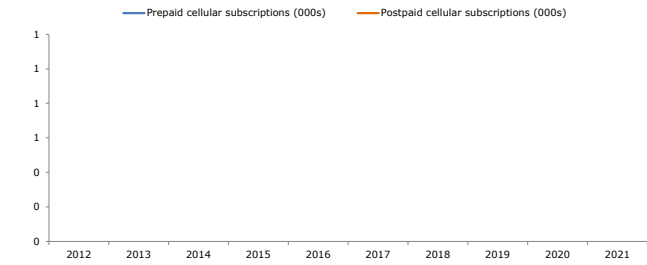
Total country bandwidth



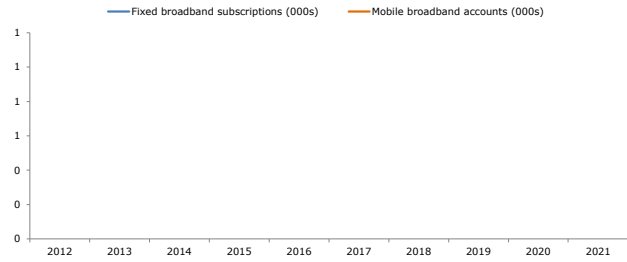
Cellular and mainlines



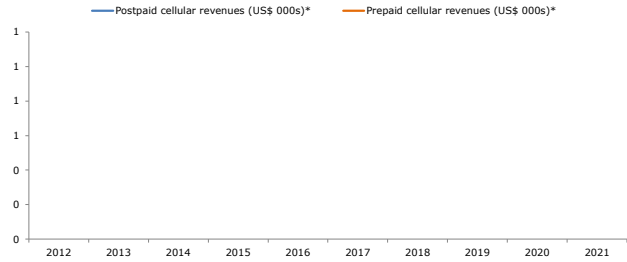
Postpaid/prepaid cellular subscriptions



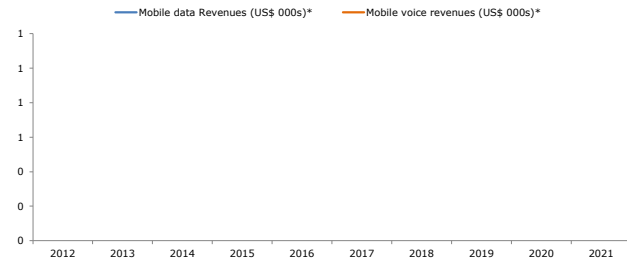
Mobile broadband and fixed broadband lines



Postpaid/prepaid revenues



Data/Voice mobile revenues



This report has been delivered to Client as part of the subscription to the Arab Advisors Group Strategic Research Service to be used exclusively by its employees.

Copyright notice: Copyright 2017 by Arab Advisors Group. All rights reserved. Arab Advisors Group owns all copyrights and proprietary rights of this report. Any and all material contained in this report are not to be reproduced or distributed in whole or in part without the prior expressed and written permission of Arab Advisors Group. Any unauthorized use, disclosure, copying, selling, distribution or in any way transfer of any direct or indirect information from this report and commentary will be prosecuted. Removing, erasing or hiding from view any copyright, trademark, confidentiality notice, mark or legend appearing on Arab Advisors Group products or any form of output is strictly prohibited, and will be under legal responsibility. The information contained in this report has been obtained from sources we believe to be reliable, but neither its completeness nor accuracy can be guaranteed. Opinions expressed are based on our interpretation of the available information, and are subject to change.