



# Egypt Telecommunications Market Indicators and Projections August 2017

DEMOGRAPHICS	2012	2013	2014	2015	2016	2017	2018	2019	2020	2021	COMPOUND ANNUAL GROWTH RATE		
											CAGR 12-16	CAGR 17-21	CAGR 12-21
<b>Population (000s)*</b>													
Population growth (000s)													
Population growth %													
<b>Number of households (000s)*</b>													
Households growth (000s)													
<b>Household size</b>													
<small>*Estimated</small>													
<b>ECONOMY</b>													
<b>GDP (US\$ millions)</b>													
<b>GDP per capita (US\$)</b>													
<b>IT AND INTERNET INFRASTRUCTURE</b>													
<b>Fixed Internet accounts (000s)*</b>													
Fixed Internet accounts added (000s)													
<b>Fixed Internet accounts penetration %</b>													
<b>Internet users (000s)*</b>													
<b>Internet users penetration %</b>													
<small>Internet users includes those who use the Internet through both fixed and mobile Internet</small>													
<b>Total country Int'l Internet bandwidth Mbps*</b>													
Bandwidth added Mbps													
Bandwidth growth %													
<small>*Estimated</small>													
<b>TELECOMS INFRASTRUCTURE</b>													
<b>Number of fixed voice operators</b>													
<b>Mainlines (000s)</b>													
Mainlines added (000s)													
Growth %													
<b>Mainlines penetration %</b>													
<b>Fixed broadband subscriptions (000s)</b>													
Fixed broadband subscriptions added (000s)													
Growth %													
<b>Fixed broadband subscriptions as a % of total fixed Internet accounts</b>													
<b>Number of cellular operators</b>													
<b>Cellular subscriptions (000s)</b>													
Cellular subscriptions added (000s)													
Growth %													
<b>Cellular penetration %</b>													
<b>MNO subscriptions</b>													
<b>MNO subscriptions added (000s)</b>													
MNO subscriptions growth %													
MNO subscriptions as a % of cellular subscriptions													
<b>Number of MVNO operators</b>													
<b>MVNO subscriptions (000s)</b>													
MVNO subscriptions added (000s)													
MVNO subscriptions growth %													
MVNO subscriptions as a % of total cellular subscriptions													
<b>Prepaid cellular subscriptions (000s)</b>													
Prepaid cellular subscriptions added (000s)													
Prepaid cellular subscriptions growth %													
<b>Prepaid cellular subscriptions as a % of total cellular subscriptions</b>													
<b>Postpaid cellular subscriptions (000s)</b>													
Postpaid cellular subscriptions added (000s)													
Postpaid cellular subscriptions growth %													
<b>Postpaid cellular subscriptions as a % of total cellular subscriptions</b>													
<b>Mobile broadband accounts (000s)</b>													
Mobile broadband accounts added (000s)													
Mobile broadband growth %													
<b>Mobile broadband accounts as a % of total cellular subscriptions</b>													
<b>Dedicated data SIMs (000s)*</b>													
Dedicated data SIMs added (000s)													
Dedicated data SIMs growth %													
<b>Dedicated data SIMs as a % of total cellular subscriptions</b>													
<small>Dedicated data SIMs are mobile broadband connections that are exclusively used for Internet access, such as USB dongle connections</small>													
<b>Handset SIMs (000s)*</b>													
Handset SIMs added (000s)													
Handset SIMs growth %													
<b>Handset SIMs as a % of total cellular subscriptions</b>													
<small>Handset SIMs are accounts available for cellular handsets that either allow for voice only or voice and data.</small>													
<small>*Estimated</small>													

**TELECOM REVENUES**

**FIXED VOICE**

Fixed voice revenues (US\$ 000)*																				
Monthly ARPU (US\$)																				

**CELLULAR**

Cellular revenues (US\$ 000)																				
Monthly ARPU (US\$)																				

Postpaid cellular revenues (US\$ 000s)*																				
Monthly ARPU (US\$)																				
% of total cellular revenues																				

Prepaid cellular revenues (US\$ 000s)*																				
Monthly ARPU (US\$)																				
% of total cellular revenues																				

Mobile data Revenues (US\$ 000s)*																				
% of total cellular revenues																				

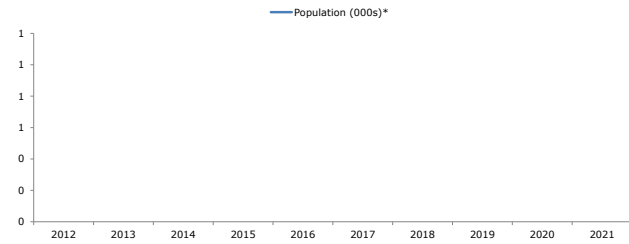
Mobile voice revenues (US\$ 000s)*																				
% of total cellular revenues																				

**FIXED INTERNET**

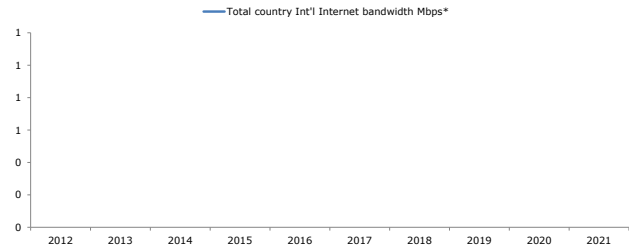
Fixed Internet revenues (US\$ 000)*																				
Monthly ARPU (US\$)																				

\*Estimated

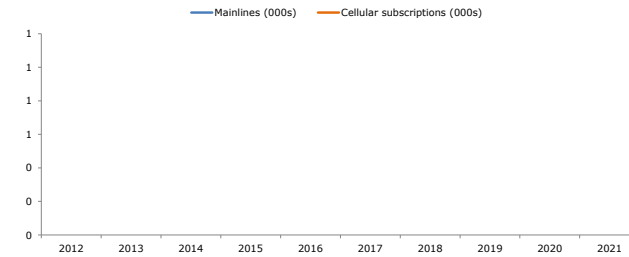
**Population**



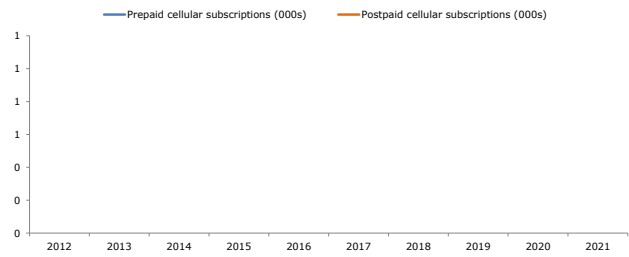
**Total country bandwidth**



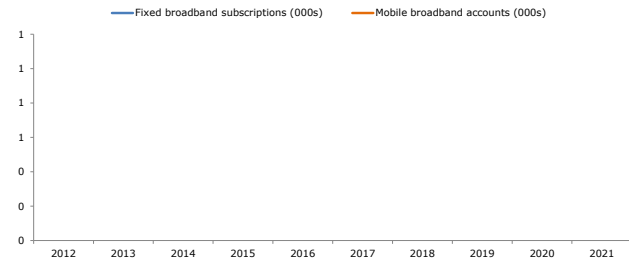
**Cellular and fixed voice lines**



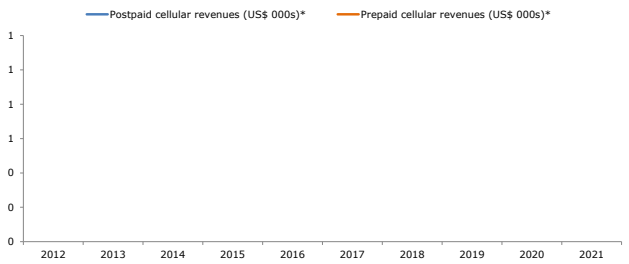
**Postpaid/prepaid cellular subscriptions**



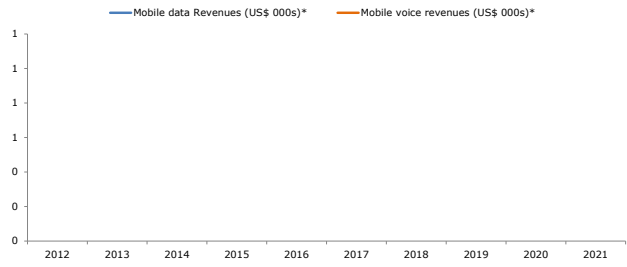
**Mobile broadband and fixed broadband lines**



**Postpaid/prepaid revenues**



**Data/Voice mobile revenues**



**This report has been delivered to Client as part of the subscription to the Arab Advisors Group Strategic Research Service to be used exclusively by its employees.**

**Copyright notice:** Copyright 2017 by Arab Advisors Group. All rights reserved. Arab Advisors Group owns all copyrights and proprietary rights of this report. Any and all material contained in this report are not to be reproduced or distributed in whole or in part without the prior expressed and written permission of Arab Advisors Group. Any unauthorized use, disclosure, copying, selling, distribution or in any way transfer of any direct or indirect information from this report and commentary will be prosecuted. Removing, erasing or hiding from view any copyright, trademark, confidentiality notice, mark or legend appearing on Arab Advisors Group products or any form of output is strictly prohibited, and will be under legal responsibility. The information contained in this report has been obtained from sources we believe to be reliable, but neither its completeness nor accuracy can be guaranteed. Opinions expressed are based on our interpretation of the available information, and are subject to change.