

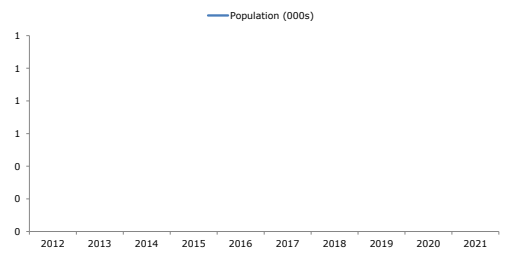


# Saudi Arabia Telecommunications Market Indicators and Projections July 2017

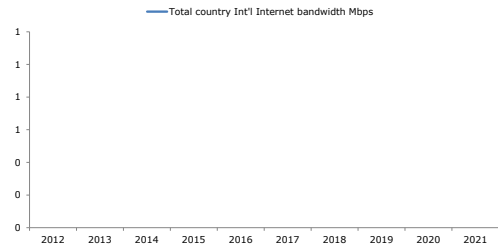
DEMOGRAPHICS	2012	2013	2014	2015	2016	2017	2018	2019	2020	2021	COMPOUND ANNUAL GROWTH RATE (CAGR)			
											CAGR 12-16	CAGR 17-21	CAGR 12-21	
<b>Population (000s)</b>														
Population growth (000s)														
Population growth %														
<b>Number of households (000s)*</b>														
Households growth (000s)														
Households growth %														
<b>Household size</b>														
<small>*Estimated</small>														
<b>ECONOMY</b>														
<b>GDP (US\$ millions)</b>														
<b>GDP per capita (US\$)</b>														
<b>IT AND INTERNET INFRASTRUCTURE</b>														
<b>Fixed Internet accounts (000s)*</b>														
Fixed Internet accounts added (000s)														
<b>Fixed Internet accounts penetration %</b>														
<small>*The dialup component of total Internet accounts were estimated by the Arab Advisors Group</small>														
<b>Internet users (000s)*</b>														
<b>Internet users penetration %</b>														
<small>*Internet users historical figures are as reported by Saudi Arabia's regulator, the CITC.</small>														
<b>Total country Int'l Internet bandwidth Mbits</b>														
Bandwidth added Mbits														
Bandwidth growth %														
<b>TELECOMS INFRASTRUCTURE</b>														
<b>Number of fixed operators</b>														
<b>Mainlines (000s)</b>														
Mainlines added (000s)														
Growth %														
<b>Mainlines penetration %</b>														
<b>Residential mainlines %</b>														
<b>Household penetration %</b>														
<b>Residential mainlines (000s)</b>														
<b>Business mainlines %</b>														
<b>Business mainlines (000s)</b>														
<b>Fixed broadband subscriptions (000s)</b>														
Fixed broadband subscriptions added (000s)														
Growth %														
<b>Fixed broadband subscriptions as a % of total Internet accounts</b>														
<b>DSL subscriptions (000s)</b>														
DSL subscriptions added (000s)														
Growth %														
DSL subscriptions as a % of total fixed broadband														
<b>Fixed Wireless broadband lines (000s)</b>														
Wireless broadband lines added (000s)														
Growth %														
Wireless broadband as a % of total fixed broadband														
<b>Leased subscriptions / FTTX (000s)</b>														
Leased subscriptions / FTTX lines added (000s)														
Growth %														
Leased subscriptions / FTTX as a % of total fixed broadband														
<b>Number of cellular operators</b>														
<b>Cellular subscriptions (000s)</b>														
Cellular subscriptions added (000s)														
Growth %														
<b>Cellular penetration %</b>														

<b>Mobile broadband accounts - Handsets and Dedicated SIMs (000s)</b>												
<b>Mobile broadband accounts added (000s)</b>												
Mobile broadband growth %												
Mobile broadband accounts as a % of total cellular												
<b>Prepaid cellular subscriptions (000s)</b>												
<b>Prepaid cellular subscriptions added (000s)</b>												
% of total market additions												
Prepaid cellular subscriptions growth %												
<b>Prepaid cellular subscriptions as a % of total cellular subscriptions</b>												
<b>Postpaid cellular subscriptions (000s)</b>												
<b>Postpaid cellular subscriptions added (000s)</b>												
% of total market additions												
Postpaid cellular subscriptions growth %												
<b>Postpaid cellular subscriptions as a % of total cellular subscriptions</b>												
<b>Dedicated data SIMs (000s)</b>												
<b>Dedicated data SIMs added (000s)</b>												
% of total market additions												
Dedicated data SIMs growth %												
<b>Dedicated data SIMs as a % of total cellular subscriptions</b>												
Dedicated data SIMs are mobile broadband connections that are exclusively used for Internet access, such as USB dongle connections												
<b>Handset SIMs (000s)</b>												
<b>Handset SIMs added (000s)</b>												
% of total market additions												
Handset SIMs growth %												
<b>Handset SIMs as a % of total cellular subscriptions</b>												
Handset SIMs are accounts available for cellular handsets that either allow for voice only or voice and data												
<b>TELECOM REVENUES</b>												
<b>PSTN</b>												
<b>PSTN revenues (US\$ 000)*</b>												
<b>Monthly ARPU (US\$)*</b>												
<b>CELLULAR</b>												
<b>Cellular revenues (US\$ 000)*</b>												
<b>Monthly ARPU (US\$)*</b>												
<b>Postpaid cellular revenues (US\$ 000s)*</b>												
<b>Monthly ARPU (US\$)*</b>												
<b>% of total revenues</b>												
<b>Prepaid cellular revenues (US\$ 000s)*</b>												
<b>Monthly ARPU (US\$)*</b>												
<b>% of total revenues</b>												
<b>Mobile data revenues (US\$ 000s)*</b>												
<b>% of total service revenues*</b>												
<b>Mobile voice revenues (US\$ 000s)*</b>												
<b>% of total service revenues*</b>												
<b>INTERNET</b>												
<b>Fixed Internet revenues (US\$ 000)*</b>												
<b>Monthly ARPU (US\$)*</b>												
*Estimated												

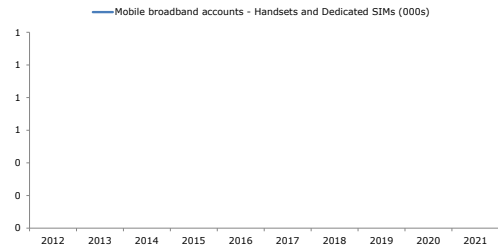
**Population**



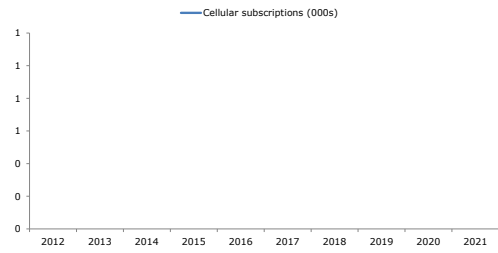
**Total country bandwidth**



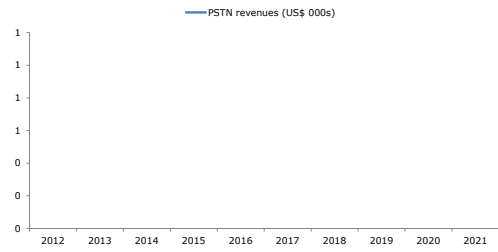
**Mobile broadband lines**



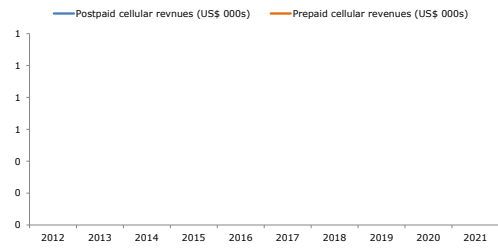
**Cellular subscriptions**



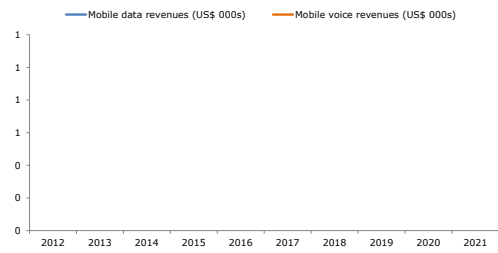
### PSTN revenues



### Postpaid/prepaid revenues



### Mobile Data/Voice revenues



This report has been delivered to Client as part of the subscription to the Arab Advisors Group Strategic Research Service to be used exclusively by its employees.

**Copyright notice:** Copyright 2017 by Arab Advisors Group. All rights reserved. Arab Advisors Group owns all copyrights and proprietary rights of this report. Any and all material contained in this report are not to be reproduced or distributed in whole or in part without the prior expressed and written permission of Arab Advisors Group. Any unauthorized use, disclosure, copying, selling, distribution or in any way transfer of any direct or indirect information from this report and commentary will be prosecuted. Removing, erasing or hiding from view any copyright, trademark, confidentiality notice, mark or legend appearing on Arab Advisors Group products or any form of output is strictly prohibited, and will be under legal responsibility. The information contained in this report has been obtained from sources we believe to be reliable, but neither its completeness nor accuracy can be guaranteed. Opinions expressed are based on our interpretation of the available information, and are subject to change.