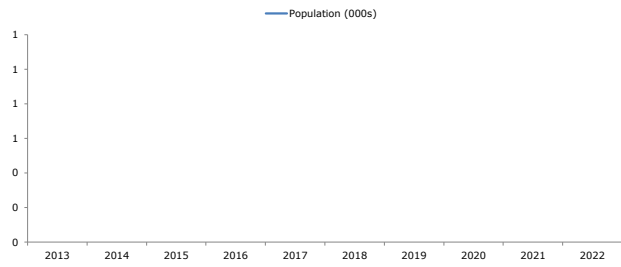




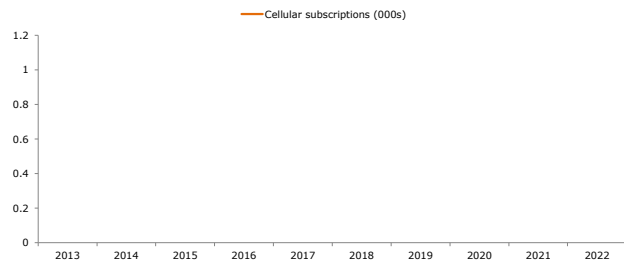
# Sudan Telecommunications Market Indicators and Projections December 2018

DEMOGRAPHICS	2013	2014	2015	2016	2017	2018	2019	2020	2021	2022	COMPOUND ANNUAL GROWTH RATE		
											CAGR 13-17	CAGR 18-22	CAGR 13-22
<b>Population (000s)</b>													
Population growth (000s)													
Population growth %													
<b>ECONOMY</b>													
<b>GDP (US\$ millions)</b>													
<b>GDP per capita (US\$)</b>													
<b>IT AND INTERNET INFRASTRUCTURE</b>													
<b>Fixed Internet accounts (000s)*</b>													
Fixed Internet accounts added (000s)													
<b>Fixed Internet accounts penetration %</b>													
<b>Internet users (000s)*</b>													
Internet users added (000s)													
<b>Internet users penetration %</b>													
<small>Internet users includes those who use the Internet through both fixed and mobile Internet</small>													
<small>*Estimated</small>													
<b>TELECOMS INFRASTRUCTURE</b>													
<b>Number of cellular operators</b>													
<b>Cellular subscriptions (000s)</b>													
Cellular subscriptions added (000s)													
Growth %													
<b>Cellular penetration %</b>													
<b>Prepaid cellular subscriptions (000s)*</b>													
Prepaid cellular subscriptions added (000s)													
Prepaid cellular subscriptions growth %													
<b>Prepaid cellular subscriptions as a % of total cellular subscriptions</b>													
<b>Postpaid cellular subscriptions (000s)*</b>													
Postpaid cellular subscriptions added (000s)													
Postpaid cellular subscriptions growth %													
<b>Postpaid cellular subscriptions as a % of total cellular subscriptions</b>													
<b>Dedicated data SIMs (000s)*</b>													
Dedicated data SIMs added (000s)													
Dedicated data SIMs growth %													
<b>Dedicated data SIMs as a % of total cellular subscriptions</b>													
<small>Dedicated data SIMs are mobile broadband connections that are exclusively used for Internet access, such as USB dongle connections</small>													
<b>Handset SIMs (000s)*</b>													
Handset SIMs added (000s)													
Handset SIMs growth %													
<b>Handset SIMs as a % of total cellular subscriptions</b>													
<small>Handset SIMs are accounts available for cellular handsets that either allow for voice only or voice and data</small>													
<small>*Estimated</small>													
<b>TELECOM REVENUES</b>													
<b>CELLULAR</b>													
<b>Cellular revenues (US\$ 000)*</b>													
<b>Monthly ARPU (US\$)</b>													
<b>Postpaid cellular revenues (US\$ 000s)*</b>													
<b>Monthly ARPU (US\$)</b>													
<b>% of total cellular revenues</b>													
<b>Prepaid cellular revenues (US\$ 000s)*</b>													
<b>Monthly ARPU (US\$)</b>													
<b>% of total cellular revenues</b>													
<b>Mobile data Revenues (US\$ 000s)*</b>													
<b>% of total cellular revenues</b>													
<b>Mobile voice revenues (US\$ 000s)*</b>													
<b>% of total cellular revenues</b>													
<small>*Estimated</small>													

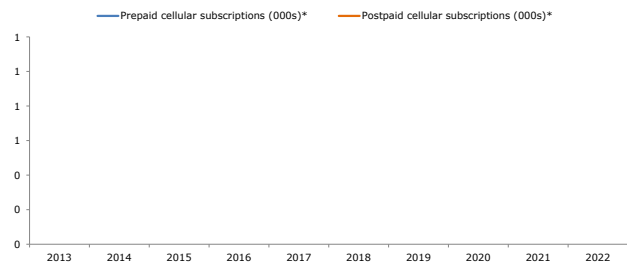
**Population**



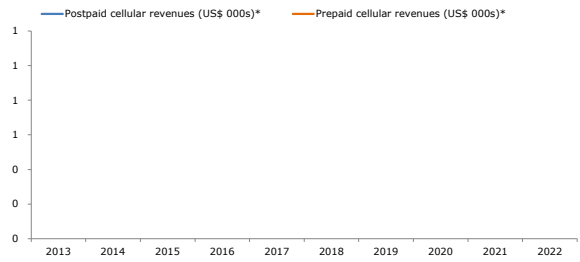
**Cellular lines**



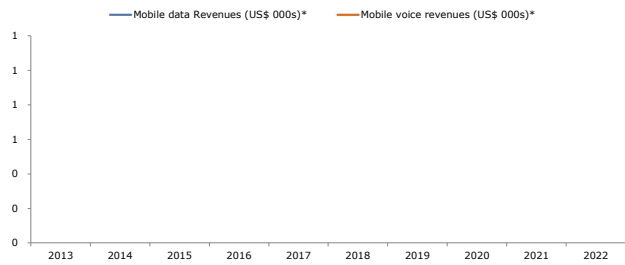
**Postpaid/prepaid cellular subscriptions**



**Postpaid/prepaid revenues**



**Data/Voice mobile revenues**



**This report has been delivered to Client as part of the subscription to Arab Advisors Group Strategic Research Service to be used exclusively by its employees.**

**Copyright notice:** Copyright 2018 by Arab Advisors Group. All rights reserved. Arab Advisors Group owns all copyrights and proprietary rights of this report. Any and all material contained in this report are not to be reproduced or distributed in whole or in part without the prior expressed and written permission of Arab Advisors Group. Any unauthorized use, disclosure, copying, selling, distr